

# SUPERHERO ACTIVITIES & PRINTABLES


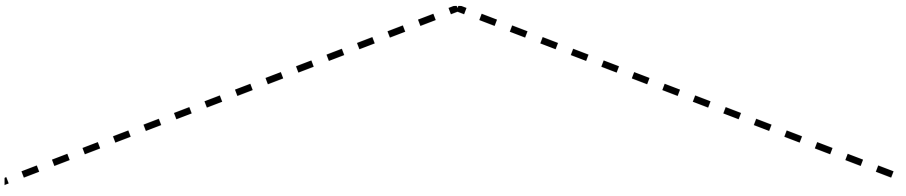


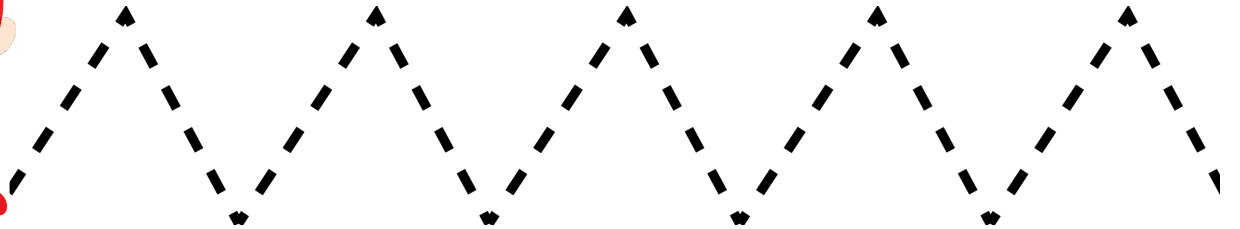

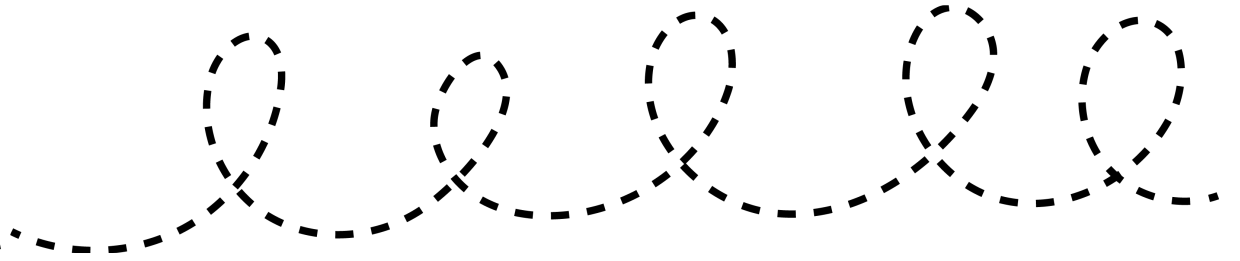
Thank you for visiting As They Grow Up. Please feel free to use these files for your own personal use or for your own classroom.



If you would like to share, you may share these forms with others by sharing a link to my blog. Please do not share just the PDF files

Clipart from Cutesiness was used





Circle the **third** Robin



---

Circle the **second** Batman



---

Circle the **sixth** Flash




---

Circle the **fourth** Superman




Circle the **first** Ironman



Circle the **fourth** Green Lantern



Circle the **second** Captain America



Circle the **third** Batman





# Matching

Draw a line to the matching superhero

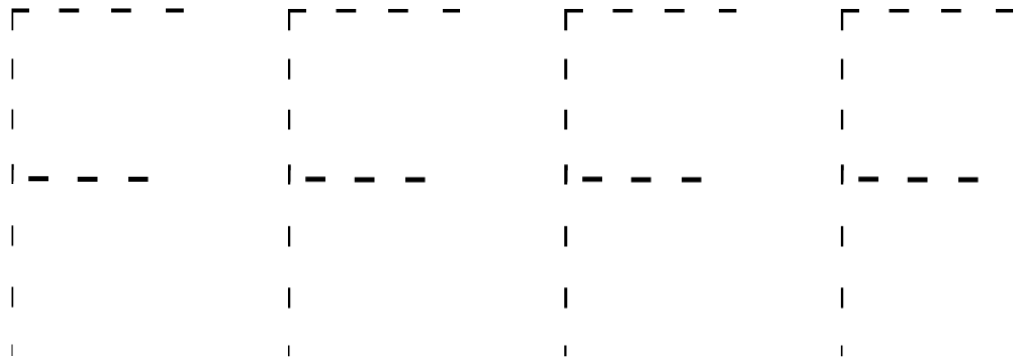
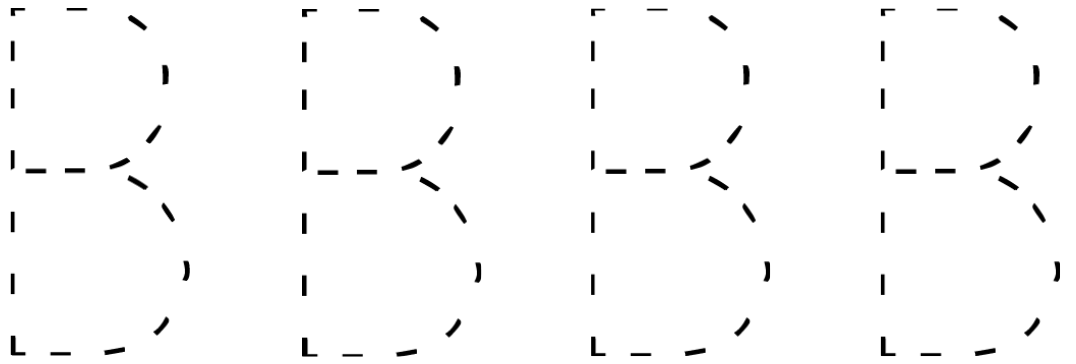



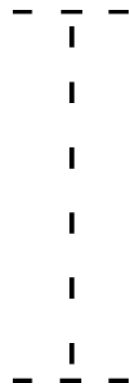
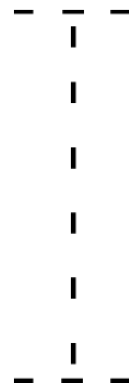
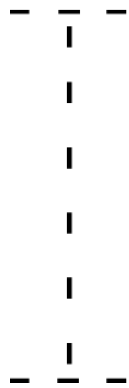
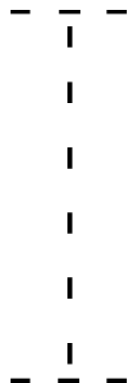

# Matching

Draw a line to the matching superhero mask









Put a circle around the **left** flash




Put an X on the **right** Batman






Put an circle around the **middle** Robin





# Patterns





# Which One Is Different?



Find the letter Ss in each row

S U s m H L

N b s E S P

O G S f L s

K R s Q s J

s R t z S



H S t q



Find and Circle the letter Bb in each row

S B s m b L

N b s B S P

B G S b L s

K B s Q b J

b R t z B

H b t q





Find and circle the letter Ff in each row

S B s F b f

N f s B S F

B f S b f s

F B s F b J

b f t z F

H F t q

F L m P



Find and circle the letter Gg in each row

S G s F g f

N g s G S F

G f S b g s

F g s G b J

b G g z F

g F t G

F g G P



# Clip and Count Cards

## Superheroes



Cut out and laminate cards. Use dry/wet erase markers or clothespins to mark the correct number



3

1

2



4

3



2








5




3

2

		
5	3	4

		
5	3	2

		
6	7	5




		
6	8	7




6	8	7




9	8	6




10	11	12

11	13	12

		
12	13	14

		
11	13	12

		
14	13	12

		
14	13	15

# First Letter Cards

Cut out and laminate cards. Use dry/wet erase markers or clothespins to mark the correct letter



\_\_\_ piderman

C

S

A



\_\_\_ reen Lantern

C

S

G



\_\_\_ atman

B

D

P



\_\_\_ ronman

I

L

J



\_\_\_ uperman

C

S

X



\_\_\_ lash

E

G

F



\_\_\_ aptain America

C

D

K



\_\_\_ obin

G

R

P





Ironman



Captain America



Green Lantern



Spiderman



Batman



Robin



Superman



Flash



1

2

3

4

5



1

2

3

4

5

# Matching

Print on card stock and laminate so it can be enjoyed again and again

