



# Max the Brave *Activity Kit*

**Color in Max and then draw a scene where he's chasing an animal!**



# Max the Brave *Activity Kit*




## Match the Animals

Max doesn't know what a mouse looks like. Help him name each animal by drawing a line to connect the word with the correct picture.

**Fly**




**Fish**



**Bird**



**Elephant**



**Rabbit**




**Mouse**




**Monster**




# Max the Brave *Activity Kit*



Help Max find Mouse!



# Max the Brave *Activity Kit*



**I am \_\_\_\_\_ the Brave!**

Fill in your name above and then have a discussion about bravery. What makes someone brave? Are there different kinds of bravery? Then fill in the blanks below!

\_\_\_\_\_ **is a famous  
brave person.**

\_\_\_\_\_ **is a brave  
person that I know.**

**I think \_\_\_\_\_ is brave  
because \_\_\_\_\_.**

**I am brave because \_\_\_\_\_  
\_\_\_\_\_.**

**Fill out a name badge on the next page and then go around the room and share with everyone why you are brave!**

**HELLO!** *I am*



\_\_\_\_\_

*the* **Brave!**



**HELLO!** *I am*



\_\_\_\_\_

*the* **Brave!**



**HELLO!** *I am*



\_\_\_\_\_

*the* **Brave!**



**HELLO!** *I am*



\_\_\_\_\_

*the* **Brave!**



**HELLO!** *I am*



\_\_\_\_\_

*the* **Brave!**



**HELLO!** *I am*



\_\_\_\_\_

*the* **Brave!**



**HELLO!** *I am*



\_\_\_\_\_

*the* **Brave!**



**HELLO!** *I am*




\_\_\_\_\_

*the* **Brave!**



# Max the Brave *Activity Kit*



## Max the Brave Cards

Your classmates are just as brave as you are! Cut out a card, color it in, address it to someone in your class, and tell them why they're brave on the back.



**To:** \_\_\_\_\_ *the Brave!*  
**From:** \_\_\_\_\_



**To:** \_\_\_\_\_ *the Brave!*  
**From:** \_\_\_\_\_




**To:** \_\_\_\_\_ *the Brave!*  
**From:** \_\_\_\_\_



**To:** \_\_\_\_\_ *the Brave!*  
**From:** \_\_\_\_\_

# Max the Brave *Activity Kit*



**More *Max the Brave* activities for your classroom or library!**

## ***Max the Brave* Puppet**

Cut out construction paper ears, eyes, and a nose, and glue them on the bottom panel of a brown paper bag. Then cut out a red cape and attach it to the back! Children can insert their hands in the opening of the bag and carefully move Max's mouth along with a story time.

## **Be Brave Bulletin Board**

Create a bulletin board around the theme of bravery. Have students/patrons bring in brave news stories, pictures of brave people, their personalized *Max the Brave* cards, etc.

## **Make Your Own Cape**

Start by cutting off the sleeves, then lengthwise down the sides of an old T-shirt. Open the T-shirt up and carefully cut off one side, leaving the neck hole intact. Cut a slit in the middle of the neck hole strap, and attach two pieces of Velcro to both sides so that the cape is easily removable. Decorate the cape with stickers, fabric paint, etc.!

## ***Max the Brave* Headband**

Color in the headband on the next page, and then cut out the outlines. Tape the three rectangles together at the ends, and have someone else fit it around your head and cut off the excess paper.

# Max the Brave *Activity Kit*

