

# Johnny Appleseed



# Counting with Alice in Wonderland

Thank you for visiting my site and downloading the Alice in Wonderland printable. I hope your little one enjoys it as much as mine do. I do my best to proof-read all content before posting, but should you see an error, please let me know by emailing at [samantha@astheygrowup.com](mailto:samantha@astheygrowup.com).

If you end up using this printable and love it, please feel free to share pictures via my facebook page ([www.facebook.com/astheygrowup](http://www.facebook.com/astheygrowup)) or even tag me on twitter [@astheygrowup](https://twitter.com/astheygrowup). I love seeing it put in action!

Samantha



## Use & Terms:

### Personal Use:

You may download and print these files for personal and classroom use. Please do not copy, reproduce or modify any content from this file for personal and classroom use.

### No commercial use:


I do encourage you to blog about, tweet about or even post pictures of your family using this file as long as you please give credit to As They Grow Up.

### No Redistribution:


























You may provide others with a link to [As They Grow Up](http://www.astheygrowup.com) or the direct page where this printable can be found. Please do not reproduce or redistribute this file in whole or part.

While I do add my own stuff, I couldn't do this without the clipart that has been purchased from:



























[Creative Clips](http://www.creativeclips.com), [KidsRCute](http://www.kidsrcute.com), [Pixel Paper Prints](http://www.pixelpaperprints.com), [Mally B's](http://www.mallyb.com), [Cutesiness](http://www.cutesiness.com), [comodo777](http://www.comodo777.com)



# ABC's With Johnny Appleseed











# ABC's With Johnny Appleseed



Name: \_\_\_\_\_

Draw a line matching the uppercase letter to the lowercase letter








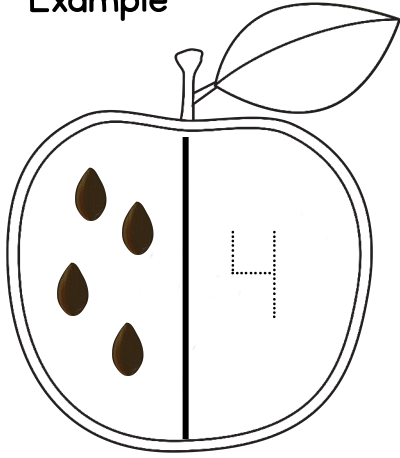


# Seed Count:

Name \_\_\_\_\_

Count the apple seeds and write the number

Example



Name \_\_\_\_\_


Circle the correct number that matches the number of seeds

	5      9      4      2      8      3      1
	1      3      0      2      7      9      6
	6      9      1      2      3      4      7
	2      7      1      8      3      9      6

# Missing number


Write the number that is missing

1




3

6




8

5




7

2




4

4




6

0




2

7



9


8



10




3



+

4




=

1




+

7




=

6




+

2




=

3




+

3




=

5




+

4




=

8




+

2


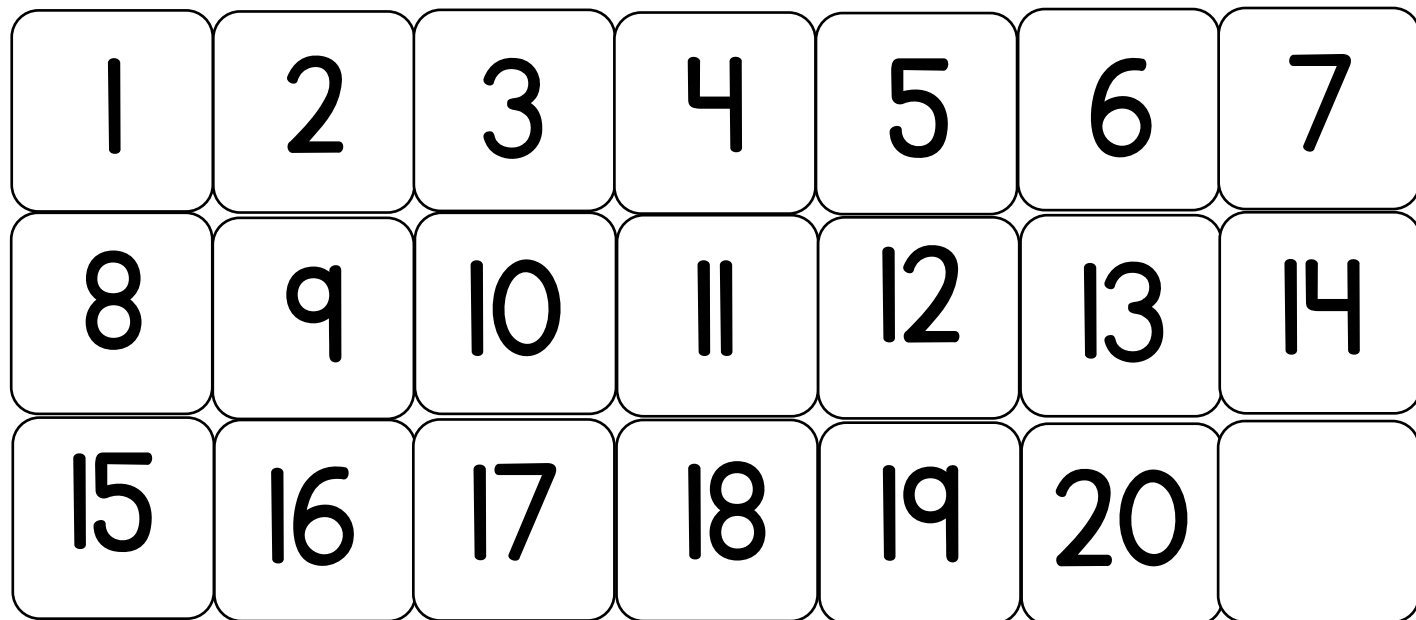


=

How many apples did Johnny pick?




Directions: Cut out the cards below. Place one number card in the box at the top of the previous page, then have your child place the same number of apples into the basket.



A

is for



A A A A

A

o o o o

apple apple

J

is for



J

J

J

J

j

j

j

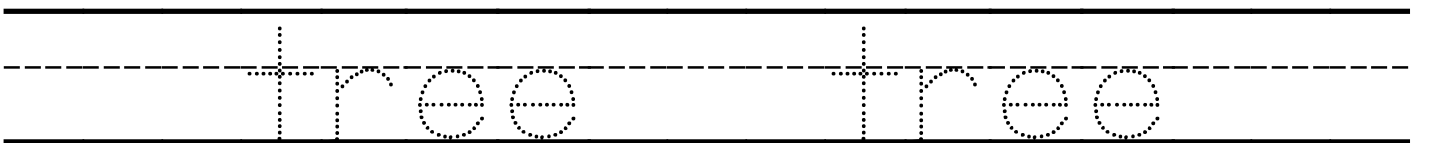
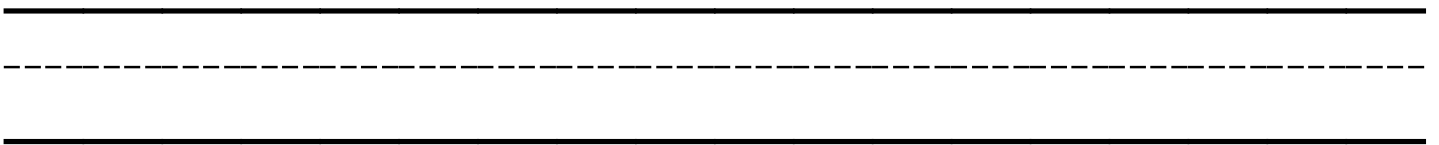
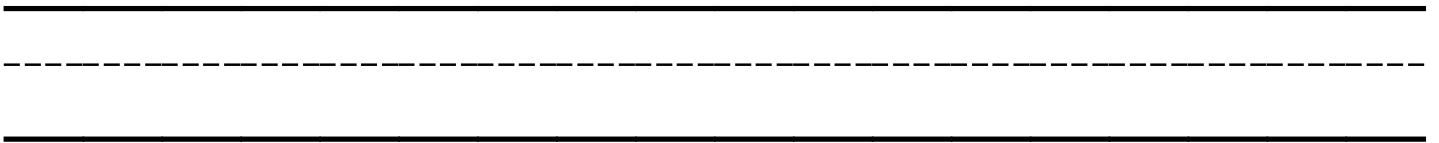
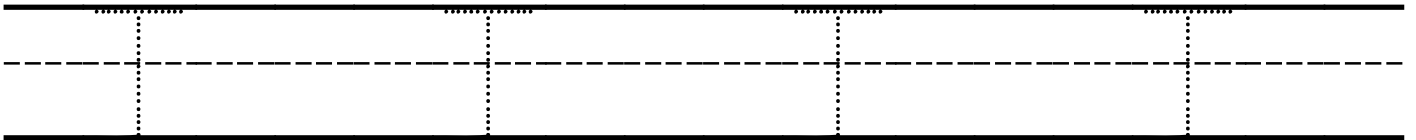
j

Johnny

Johnny

T

is for



S

is for



S S S S

Blank handwriting lines for practice.

s s s s

Blank handwriting lines for practice.

seed seed



C

is for



C

C

C

C

c

c

c

c

Cider










Cider


# Color the apples

Color the small apples red 

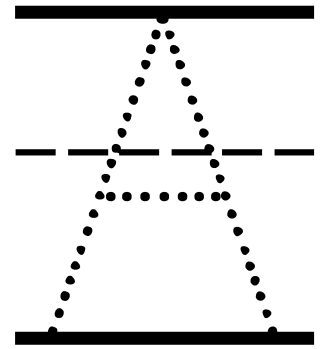
Color the medium apples green 

Color the large apples yellow 





begins with the letter



Color the items below that also start with the A sound

